

TANK SPECIFICATIONS

CAPACITY:

2000 GALLONS = 1250 & 750

DIMENSIONS:

LENGTH = 154" AT TOP,

148" AT BOTTOM

WIDTH = 84" AT TOP,

78" AT BOTTOM

OVERALL HEIGHT = 62"

DEPTH BELOW INLET = 48"

DEPTH BELOW OUTLET = 46"

INLET AND OUTLET Baffles:

POLYETHELENE w/STAINLESS
STEEL CONNECTORS

INLET Baffle:

15" (8" ABOVE LIQUID LEVEL,
7" BELOW LIQUID LEVEL)

16.25%

OUTLET Baffle:

25 1/4" (8" ABOVE LIQUID LEVEL,
17 1/4" BELOW LIQUID LEVEL)

40%

LIQUID CAPACITY:

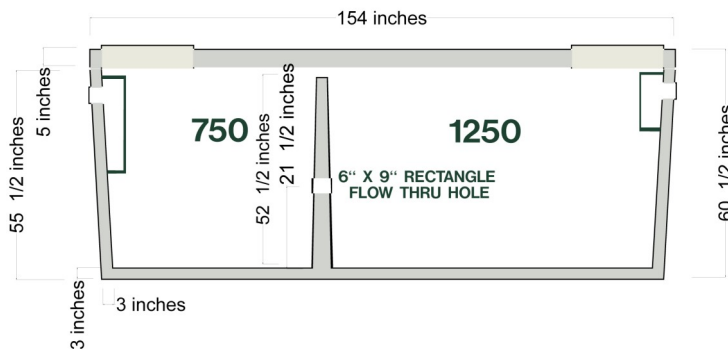
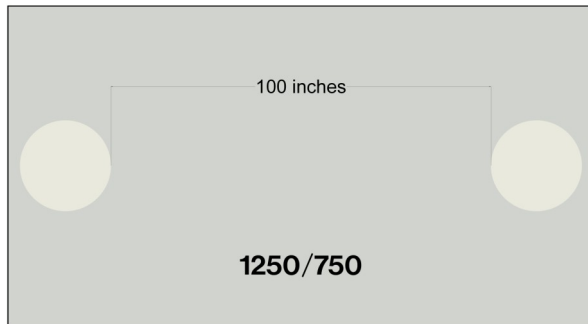
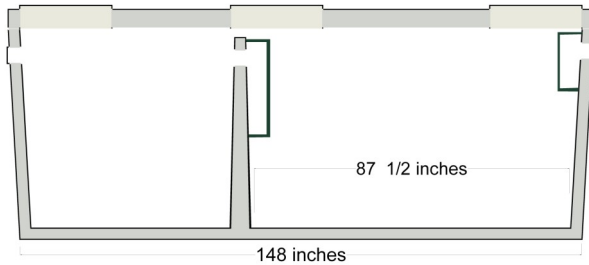
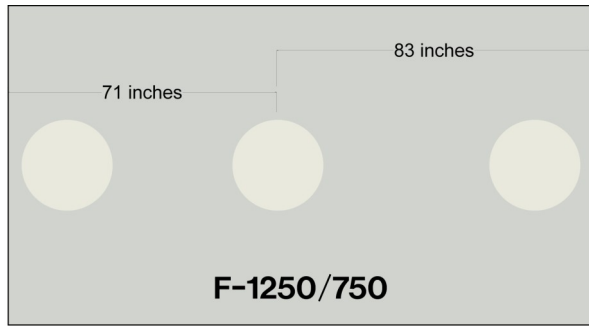
1250 LIFT = 29.76 GAL PER INCH

750 LIFT = 17.86 GAL PER INCH

43" LIQUID DEPTH

ALL ACCESS OPENINGS ARE
24" I.D.

ALL Baffles HAVE A MINIMUM 1"
AIR SPACE BETWEEN COVER AND
TOP OF Baffle



MODEL:

DARWIN F-1250/750

DARWIN 1250/750

SEPTIC TANK/HOLDING TANK

2417 GALLONS

TANK WEIGHT 14,710 LBS

**Precast
Systems
Inc.**

PO Box 56, Darwin MN 55324